



# NORWICH

Glazed Ceramic & Glazed Porcelain Tiles



## COLOURS


---



**Sand Matt**  
30x60cm



**Pearl Matt**  
30x60cm



**White Matt**  
30x60cm



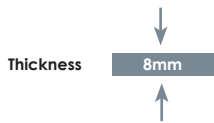
**Sand Ghost Matt**  
30x60cm



**Pearl Ghost Matt**  
30x60cm



**White Ghost Matt**  
30x60cm



## COLOURS

---



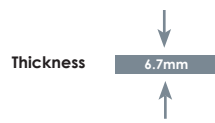
**Sand**  
60x60cm



**Pearl**  
60x60cm



**White**  
60x60cm



Slip Resistance		
	R10	





Pearl - 60x60cm





Sand - 60x60cm





Pearl Ghost Matt & Pearl Matt - 30x60cm

# SPECIFICATION AND PACKING

## Glazed Ceramic

Suitability	Thickness	Walls		Floors		Frostproof	Colour Variation
		Internal	External	Internal	External		
30x60cm	8mm	✓				No	V2

Packing	Pcs / ctn	M <sup>2</sup> / Ctn	Kg / Ctn	n Ctns / Pallet	M <sup>2</sup> / Pallet
30x60cm	10	1.8	25.47	48	86.4

## Glazed Porcelain

Suitability	Thickness	Walls		Floors		Frostproof	Colour Variation
		Internal	External	Internal	External		
60x60cm	6.7mm	✓	✓	✓		Yes	V2

Packing	Pcs / ctn	M <sup>2</sup> / Ctn	Kg / Ctn	n Ctns / Pallet	M <sup>2</sup> / Pallet
60x60cm	5	1.8	28.46	32	57.6

# Waxman Ceramics

---

**Head Office**                      **01422 311331**

Grove Mills  
Elland  
West Yorkshire  
HX5 9DZ  
England

Email            [info@waxmanceramics.co.uk](mailto:info@waxmanceramics.co.uk)  
Web              [www.waxmanceramics.co.uk](http://www.waxmanceramics.co.uk)

**Waxman Ceramics Ltd - Part of the Waxman Group**

The information contained within this document is, to the best of our knowledge, accurate at the time of production. We reserve the right to modify this document at any time. Whilst every attempt has been made to accurately reproduce colours and textures, images used within this document are only intended as a guide. Please refer to actual product samples before specifying or ordering.