



FRANCE 1894

· WINCKELMANS ·
MANUFACTURE DE CARREAUX CÉRAMIQUES


CATALOGUE



CONTENTS

- 4 Tiles from generation to generation
- 6 A factory anchored in tradition
- 8 Formats and accessories
- 10 Colours
- 12 How to use this catalogue
- 14 Squares
- 36 Rectangles
- 44 Hexagons
- 68 Rounds
- 70 Octagons and dots
- 78 Triangles
- 88 Diamonds
- 92 Mosaic compositions
- 102 Decorated tiles
- 110 Encaustics
- 112 Designs
- 132 Borders
- 138 Bespoke
- 142 Laying and maintenance advice
- 144 Technical data
- 146 UPEC rating
- 148 Important information
- 149 Notes

TILES FROM GENERATION TO GENERATION



Everything started for Théophile Winckelmans in 1894 when he opened his unglazed tile factory in Lomme in Northern France (Lille).

The plan, from the very beginning, was to offer elegant, aesthetic and customisable products that were also versatile and technical.

Every generation had their challenges, including the terrible bombing of the workshops in 1944 which were then rebuilt, the radical changes in trends in the early 80s, the start of export or the modernisation of our workshops in the 2000s. All challenges faced and met by every generation without ever losing sight of the founder's vision and the factory's original spirit.

Almost 130 years and 5 generations later, the Winckelmans factory still stands proud on its original site and has grown thanks to a second French production site in Decize, in Burgundy.



W




A FACTORY ANCHORED IN TRADITION




The Winckelmans factory has been awarded the French Living Heritage Business label thanks to its attachment to traditional production methods that place manual craftsmanship at the heart of its activity. It exports its small tiles all over the world.

Faithful to its founder's vision, Winckelmans offers exclusive French production with unchanging prerequisites: natural raw materials, handing down of traditional know-how from generation to generation, and a constant attention to detail to be able to offer highly technical products that are also pleasing to the eye and in line with late 19th century production.

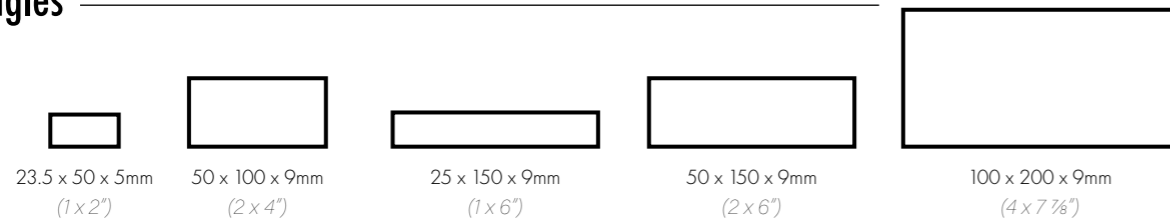


FORMATS AND ACCESSORIES

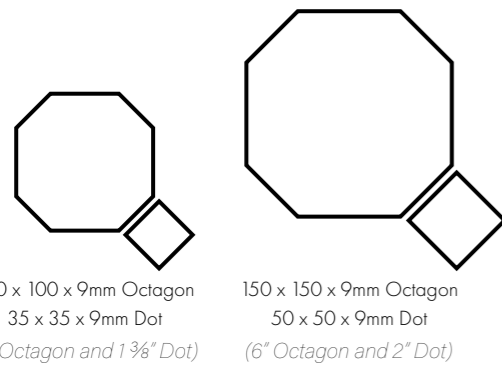
Squares



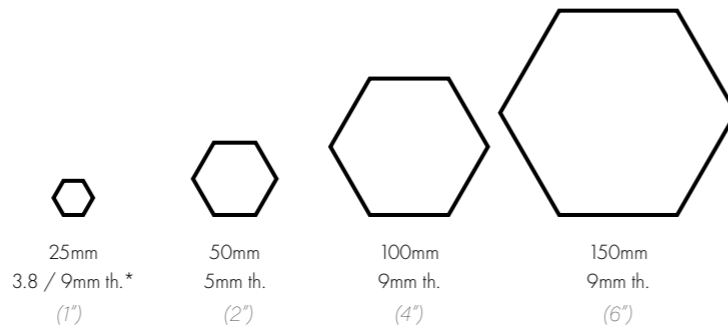
Rectangles



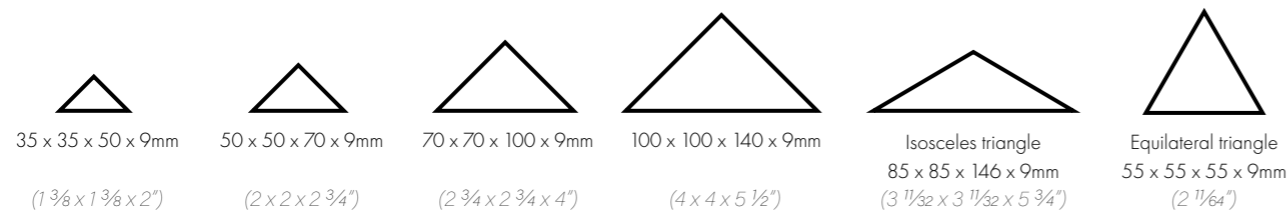
Octagons and Dots



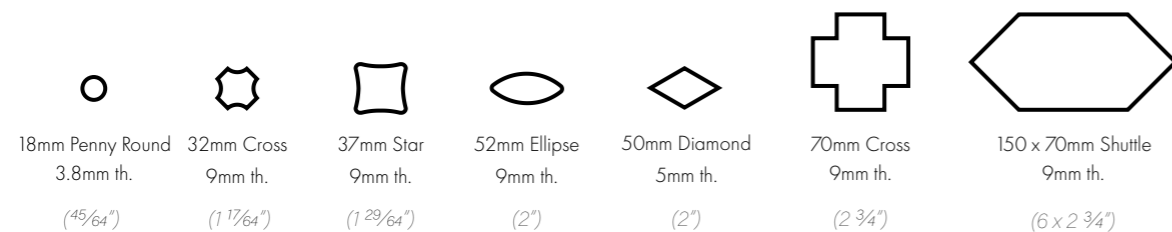
Hexagons



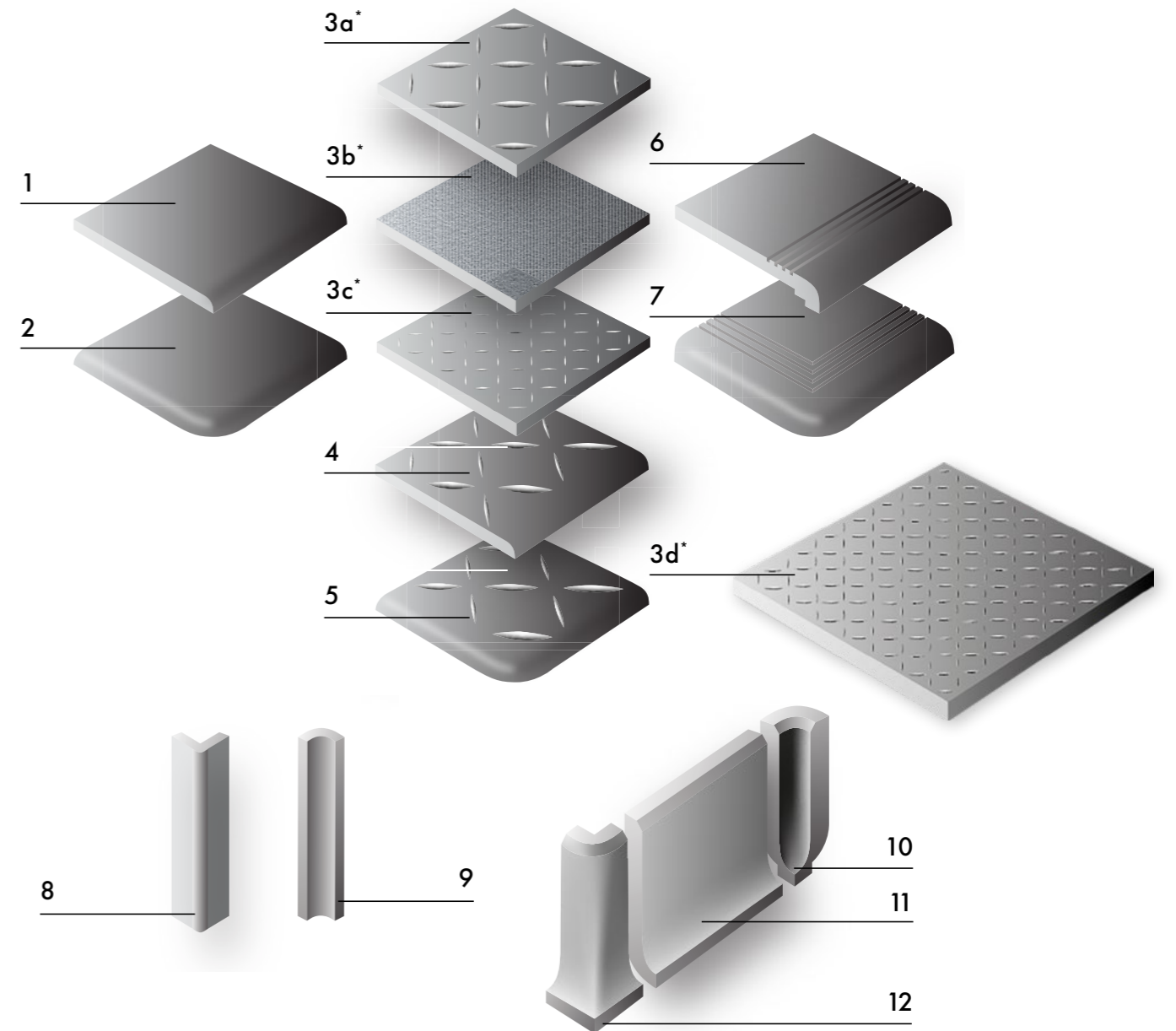
Triangles



Other formats



* Increased thickness available upon request



1. 100 x 100mm with 1 Round Edge / 2. 100 x 100mm with 2 Round Edges / 3a. R10 Rice Grain Anti-slip 100 x 100mm - 3b. R11 Orange Peel Anti-slip 100 x 100mm - 3c. R12 Small Rice Grain Anti-slip 100 x 100mm - 3d. R12 Small Rice Grain Anti-slip 150 x 150mm / 4. Anti-slip 100 x 100mm with 1 Round Edge / 5. Anti-slip 100 x 100mm with 2 Round Edges / 6. 100 x 100mm Step Tread / 7. 100 x 100mm Steap Tread with 2 Round Edges / 8. Swimming Pool External Angle / 9. Swimming Pool Internal Angle / 10. Coved Skirting Internal Angle / 11. Coved Skirting / 12. Coved Skirting External Angle


* Available in 100 x 100mm (4 x 4") and 50 x 50mm (2 x 2") formats




COLOURS

PLAIN COLOURS


All plain colours are available in all formats and can be used in all designs.



SPECKLED



PORPHYRY



FORMATS AVAILABLE IN SPECKLED AND PORPHYRY COLOURS

| | | SQUARES | | | | |
|----------|----------|-----------------------------|---------------------------|-----------------------------|---|-----------------------------|
| | | 20 x 20 x 3.8mm (¾ x ¾") | 50 x 50 x 5mm (2 x 2") | 100 x 100 x 9mm (4 x 4") | 100x100mm R10 Rice Grain Anti-slip (4 x 4") | 150 x 150 x 9mm (6 x 6") |
| SPECKLED | 201 | ◆ | ◆ | ◆ | ◆ | ◆ |
| | 202 | ◆ | | ◆ | ◆ | |
| | 203 | ◆ | | ◆ | ◆ | |
| | 207 | ◆ | ◆ | ◆ | ◆ | |
| | 208 | ◆ | | ◆ | ◆ | |
| | 209 | ◆ | | ◆ | ◆ | |
| | 210 | ◆ | | ◆ | ◆ | |
| | EME | | ◆ | ◆ | ◆ | |
| | PYR | | ◆ | ◆ | ◆ | |
| | PORPHYRY | 501 | | ◆ | ◆ | ◆ |
| 502 | | | ◆ | ◆ | ◆ | |
| 503 | | | ◆ | ◆ | ◆ | |
| 504 | | | ◆ | ◆ | ◆ | |
| 505 | | | ◆ | ◆ | ◆ | |
| 506 | | | ◆ | ◆ | ◆ | |
| 507 | | | ◆ | ◆ | ◆ | |
| 508 | | | ◆ | ◆ | ◆ | |
| 509 | | | ◆ | ◆ | ◆ | |
| 510 | | | ◆ | ◆ | ◆ | |



HOW TO USE THIS CATALOGUE

UNDERSTANDING THE SYMBOLS

Example of a product illustration

Product illustration

Product reference

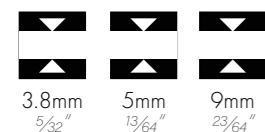
Product colour
Black, Australian Green, Dark Green, Green, Pale Green, Pistachio, Super White

020CA04CF20 D006 001

Symbols (see below)

3.8mm Mesh-mounted 2mm R10 C

THICKNESS



Thickness varies from one format to another. We recommend selecting formats of same thickness if different patterns or formats are to be combined on the same surface.

SLIP STANDARDS

Our tile slip rating is assessed using two types of standard (DIN 51130 and DIN 51097). The R value is used when footwear is worn, whereas the A/B/C value is important for wet rooms (bathrooms or swimming pools) where people walk in bare feet.

Slip rating wearing footwear



- R9 Normal adherence
- R10 Medium adherence
- R11 High adherence
- R12 Very high adherence

Slip rating in bare feet



- A Medium adherence
- B High adherence
- C Very high adherence

SUPPLY TYPE



Indicates that a design is supplied pre-assembled on sheets (using fibre or paper) for easier laying.



Order supplied as loose tiles.

GROUT SIZE

Indicates the standard grout size in mm.



*Some designs and borders are prepared edge to edge (0mm (0") grout line) and may not be suitable for all types of project.

THE VISUALIZER

<https://www.winckelmans.com/visualizer>

The Winckelmans visualizer is available on computers and smartphones and lets you view our tiling in your home. Take a picture of your interior, select a design and see what it looks like instantly!


- View our products at home
- Easy to use
- It only takes a few seconds!



FOLLOW US FOR EVEN MORE INSPIRATION!

The presented products from this catalogue are just a glimpse of the possibilities our small tiles offer. Subscribe to our Instagram, Facebook or Pinterest accounts to discover and be inspired by our most outstanding creations!

- @winckelmanstiles_official
- @winckelmanstilesofficial
- @winckelmans1894



SQUARES




PEARL GREY

SUPER WHITE

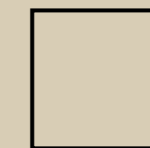
BLACK



200 x 200 x 9mm
(7 7/8 x 7 7/8")



150 x 150 x 9mm
(6 x 6")



100 x 100 x 9mm
(4 x 4")



70 x 70 x 9mm
(2 3/4 x 2 3/4")



50 x 50 x 5 /9* mm
(2 x 2")



35 x 35 x 9mm
(1 3/8 x 1 3/8")



20 x 20 x 3.8mm
(3/4 x 3/4")



12 x 12 x 3.8/5* mm
(1/2 x 1/2")

* Increased thickness available upon request




SUPER WHITE

012CA04CF20 BAS


12 x 12mm plain Micro-mosaic

1/2 x 1/2"




012CA04CF20 BAS

Super White




012CA04CF20 NOI

Black




012CA04CF20 VEF

Dark Green




20 x 20mm plain Mosaic

3/4 x 3/4"




020CA04CF20 BAU

White



020CA04CF20 ROU

Red




020CA04CF20 RSU

Pink




35 x 35mm plain Dots

1 3/8 x 1 3/8"




035CA09CF30 BAS

Super White




035CA09CF30 PIS

Pistachio




035CA09CF30 HAV

Havana





50 x 50mm plain Squares

2 x 2"





050CA05CF30 NOI

Black



050CA05CF30 BEF

Dark Blue



050CA05CF30 ARD

Slate




050CA05CF30 RSU



PINK


70 x 70mm plain Squares

2 3/4 x 2 3/4"




070CA09CF25 TAU

Taupe




070CA09CF25 JAU

Yellow




070CA09CF25 VEA

Australian Green





150 x 150mm plain Squares

6 x 6"





150CA09V NOI

Black




150CA09V BAU

White




150CA09V VEU

Green



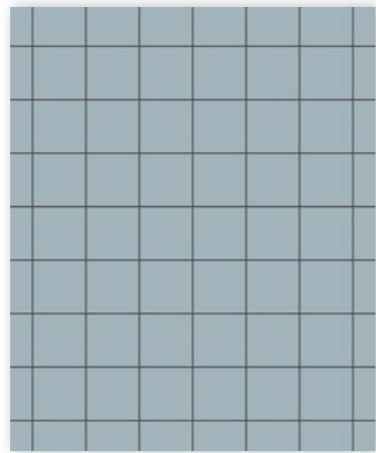

100 x 100mm plain Squares

4 x 4"



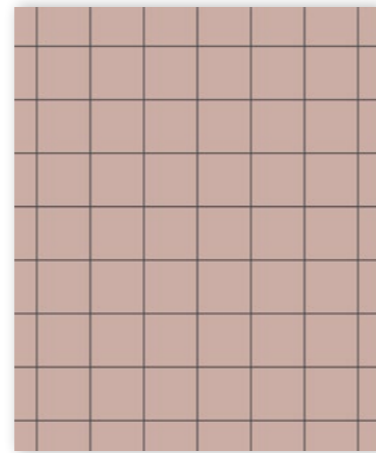

100CA09V NOI

Black




100CA09V BEP

Pale Blue




100CA09V RSU

Pink





200 x 200mm plain Squares

7 7/8 x 7 7/8"





200CA09V ANT

Charcoal




200CA09V ROU

Red




200CA09V CAF

Coffee



50 x 50mm random mix

2x2"




050CA05CF30 M001

Super White (56%), Charcoal (33%), Black (11%)



50 x 50mm random mix

2x2"




050CA05CF30 M002

Dark Blue (56%), Blue (33%), Pale Blue (11%)



50 x 50mm random mix

2x2"




050CA05CF30 M003

Super White (43%), Dark Green (27%), Green (12%), Pearl Grey (6%), Pale Green (12%)



50 x 50mm random mix

2x2"



050CA05CF30 M004

Super White (43%), Slate (27%), Pearl Grey (13%), Cognac (17%)




20 x 20mm Mosaic design

¾ x ¾"



020CA04CF20 D001 001

Super White, Black



020CA04CF20 D001 002

Pearl Grey, Slate



020CA04CF20 D001 003

Super White, Red




20 x 20mm Mosaic design

¾ x ¾"



020CA04CF20 D002 001

Super White, Pearl Grey, Yellow





020CA04CF20 D002 002

White, Black, Charcoal



020CA04CF20 D002 003

White, Green, Dark Green




020CA04CF20 D002 004




20 x 20mm Mosaic design

3/4 x 3/4"




020CA04CF20 D003 001

Super White background
Black design




20 x 20mm Mosaic design

3/4 x 3/4"




020CA04CF20 D003 002

Red background
White design



20 x 20mm Mosaic design

3/4 x 3/4"




020CA04CF20 D004 001

Super White, Black, Yellow



20 x 20mm Mosaic design

3/4 x 3/4"



020CA04CF20 D004 002

Black, Super White, Red



20 x 20mm Mosaic design

¾ x ¾"




020CA04CF20 D0005 001

Black, White



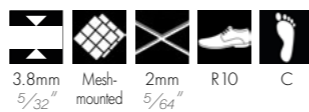
020CA04CF20 D0005 002

Super White, Pearl Grey



020CA04CF20 D0005 003

Super White, Dark Green




20 x 20mm Mosaic design

¾ x ¾"




020CA04CF20 D0006 001

Black, Australian Green, Dark Green, Green, Pale Green, Pistachio, Super White



020CA04CF20 D0006 002

Black, Blue Moon, Dark Blue, Blue, Pale Blue, Pearl Grey, Super White



020CA04CF20 D0006 003

Black, Charcoal, Pale Grey, Linen, Ontario, White, Super White



020CA04CF20 D0006 001



50 x 50mm Squares design

2x2"



050CA05CF30 D007 001

Black, White



050CA05CF30 D007 002

White, Black



050CA05CF30 D007 003

Super White, Australian Green




50 x 50mm Squares design

2x2"



050CA05CF30 D009 001

Pale Grey, Super White, Black, Pearl Grey




050CA05CF30 D009 002

Pistachio, Dark Green, Black, White




050CA05CF30 D009 003

Black, Yellow, Super White, Ivory




50 x 50mm Squares design

2x2"




050CA05CF30 D008 001

Coffee, Black, White





050CA05CF30 D008 002

Black, Super White, Yellow



050CA05CF30 D008 003

White, Black, Dark Green



50 x 50mm Squares design

2x2"



050CA05CF30 D010 001

Black, Super White, Charcoal




050CA05CF30 D010 002

Blue Moon, Super White, Pistachio



050CA05CF30 D010 003

White, Green, Pistachio




70 x 70mm Squares design

2 3/4 x 2 3/4"



070CA09CF25 D011 001

Super White, Black, Pearl Grey




70 x 70mm Squares design

2 3/4 x 2 3/4"



070CA09CF25 D011 002

Super White, Cognac, Pale Green



70 x 70mm Squares design

2 3/4 x 2 3/4"



070CA09CF25 D012 001

Super White, Black



70 x 70mm Squares design

2 3/4 x 2 3/4"




070CA09CF25 D012 002

Super White, Parma




100 x 100mm Squares checker

4 x 4"




100CA09CF25 DAM BAU/NOI

White, Black




100CA09CF25 DAM BAS/VEA

Super White, Australian Green



100CA09CF25 DAM ONT/RSV

Old Pink, Ontario



9mm Mesh-
23/64" mounted 2.5mm R10 B
3/32"



9mm Mesh-
23/64" mounted 2.5mm R10 B
3/32"



9mm Mesh-
23/64" mounted 2.5mm R10 B
3/32"

100 x 100mm Squares design

4 x 4"



100CA09CF25 D013 001

Havana, Yellow, Super White



100CA09CF25 D013 002

White, Dark Green, Pistachio



100CA09CF25 D013 003

Linen, Taupe, White



9mm Mesh-
23/64" mounted 2.5mm R10 B
3/32"




9mm Mesh-
23/64" mounted 2.5mm R10 B
3/32"



9mm Mesh-
23/64" mounted 2.5mm R10 B
3/32"

100 x 100mm Squares checker

4 x 4"



100CA09CF25 DAM BAS/BEF

Super White, Dark Blue




100CA09CF25 DAM ROU/BAU

Red, White



100CA09CF25 DAM LIN/BAU

White, Linen



9mm Mesh-
23/64" mounted 2.5mm R10 B
3/32"



9mm Mesh-
23/64" mounted 2.5mm R10 B
3/32"



9mm Mesh-
23/64" mounted 2.5mm R10 B
3/32"


150 x 150mm Squares and 50 x 50mm Dots

6 x 6" and 2 x 2" dot




150CA09V D014 001

White, Black



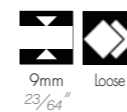
150CA09V D014 002

Old Pink, White

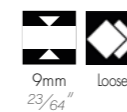


150CA09V D014 003

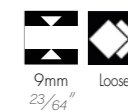
Slate, White



9mm Loose
23/64"



9mm Loose
23/64"



9mm Loose
23/64"



RECTANGLES



36

37



200 x 100 x 9mm
(7 7/8 x 4")




150 x 50 x 9mm
(6 x 2")



150 x 25 x 9mm
(6 x 1")



100 x 50 x 9mm
(4 x 2")




50 x 23.5 x 5mm
(2 x 1")




Plain 50 x 23.5mm linear Rectangles

2x1"




050RE05CFL30 NOI

Black



050RE05CFL30 GRU

Grey




050RE05CFL30 COG

Cognac




Plain 100 x 50mm linear Rectangles

4x2"





100RE09CFL25 BAU

White




100RE09CFL25 VEF

Dark Green




100RE09CFL25 ANT

Charcoal





Plain 50 x 23.5mm brickbond Rectangles

2x1"




050RE05CFD30 ARD

Slate




050RE05CFD30 CAR

Toffee




050RE05CFD30 BEU

Blue




Plain 100 x 50mm brickbond Rectangles

4x2"





100RE09CFD25 NOI

Black




100RE09CFD25 ROU

Red



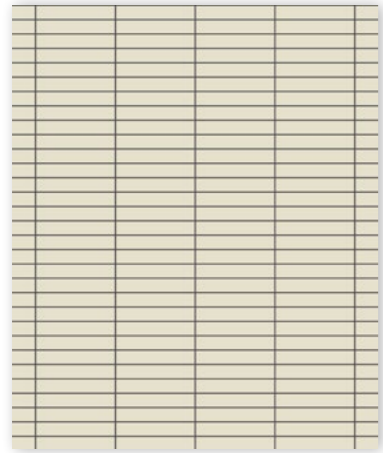
100RE09CFD25 VEP

Pale Green



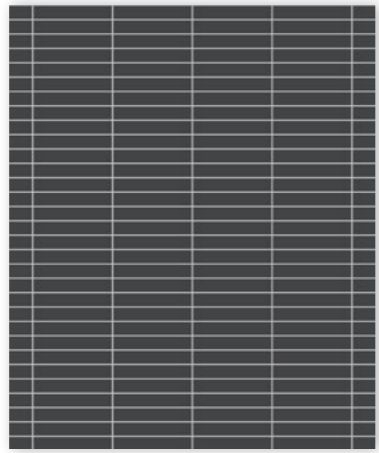
Plain 150 x 25mm linear Rectangles

6 x 1"



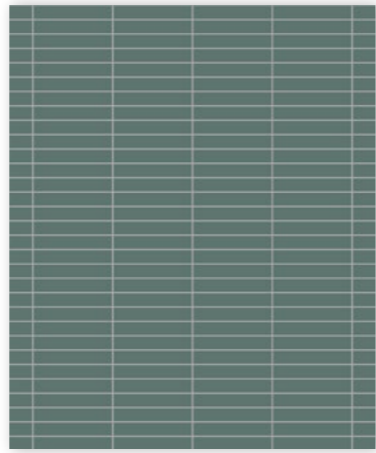
150RS09CFL15 BAU

White



150RS09CFL15 NOI

Black



150RS09CFL15 VEF

Dark Green




Plain 150 x 50mm herringbone Rectangles

6 x 2"





150RT09CFC25 BAS

Super White




150RT09CFC25 BEN

Blue Moon




150RT09CFC25 PIS

Pistachio




Plain 150 x 50mm linear Rectangles

6 x 2"




150RT09CFL25 NOI

Black



150RT09CFL25 GRP

Pale Grey



150RT09CFL25 VAN

Vanilla




Plain 200 x 100mm brickbond Rectangles

7 7/8 x 4"




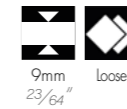
200RE09V GRU

Grey



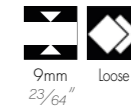
200RE09V ROU

Red



200RE09V JAU

Yellow




50 x 23.5mm bicolour Rectangles in herringbone pattern

2x1"




050RE05CFC30 D001 001

Black, Super White



050RE05CFC30 D001 002

Linen, Ontario




050RE05CFC30 D001 003

White, Old Pink



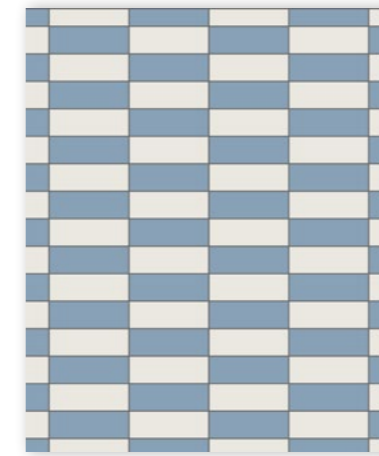
150 x 50mm linear Rectangles checker

6x2"



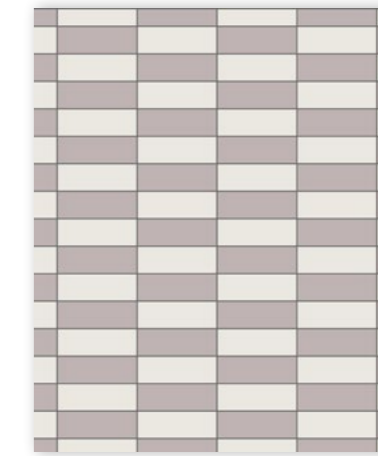
150RT09CFL25 DAM NOI/BAU

Black, White




150RT09CFL25 DAM BEU/BAS

Blue, Super White



150RT09CFL25 DAM PAR/BAS

Parma, Super White




Brickbond 50 x 23.5mm Rectangles design

2x1"





050RE05CFD30 D002 001

Black, Super White, Pearl Grey



050RE05CFD30 D002 002

Blue Moon, Super White, Pale Blue



050RE05CFD30 D002 003

Pistachio, Super White, Vanilla




150 x 50mm bicolour Rectangles in herringbone pattern

6x2"




150RT09CFC25 D003 001

Black, Super White



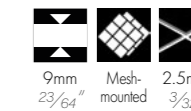
150RT09CFC25 D003 002

White, Cognac

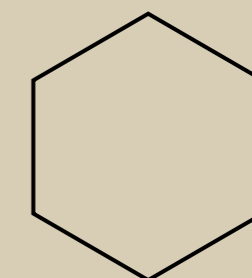



150RT09CFC25 D003 003

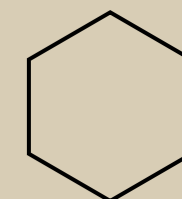
Green, Dark Green



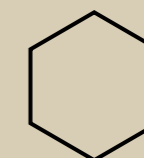
HEXAGONS



150mm (6")
9mm th.



100mm (4")
9mm th.



50mm (2")
5mm th.



25mm (1")
3.8 / 9mm th.*



* Increased thickness available upon request




PALE GREEN

050HE05CF30 VEP

25mm plain Hexagons

1"




025HE04CF20 BAS

Super White



3.8mm Mesh-mounted 2mm R10 C
5/32" 5/64"




025HE04CF20 ANT

Charcoal



3.8mm Mesh-mounted 2mm R10 C
5/32" 5/64"



025HE04CF20 ROU


Red



3.8mm Mesh-mounted 2mm R10 C
5/32" 5/64"

50mm plain Hexagons

2"




050HE05CF30 NOI

Black



5mm Mesh-mounted 3mm R10 C
13/64" 1/8"




050HE05CF30 BAU

White



5mm Mesh-mounted 3mm R10 C
13/64" 1/8"



050HE05CF30 VEF

Dark Green




5mm Mesh-mounted 3mm R10 C
13/64" 1/8"





100mm plain Hexagons

4"




100HE09V ARD

Slate




100HE09V GRU

Grey




100HE09V RSU

Pink




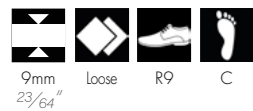
150mm plain Hexagons

6"




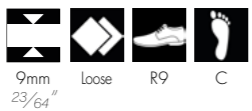
150HE09V NOI

Black



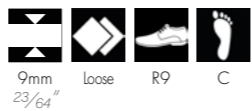
150HE09V BAS

Super White



150HE09V VEU

Green




SUPER WHITE

050HE05CF30 BAS




50mm Hexagons random mix

2"



050HE05CF30 M001


Black (64%), Super White (25%), Coffee (11%)



5mm 13/64" Mesh-mounted 3mm 1/8" R10 C

50mm Hexagons random mix

2"



050HE05CF30 M003


Dark Green (34%), Super White (33%), Pearl Grey (33%)



5mm 13/64" Mesh-mounted 3mm 1/8" R10 C


50mm Hexagons random mix

2"



050HE05CF30 M002


Pistachio (64%), White (25%), Pink (11%)



5mm 13/64" Mesh-mounted 3mm 1/8" R10 C

50mm Hexagons random mix

2"



050HE05CF30 M004

Pale Blue (34%), Blue Moon (33%), Super White (33%)



5mm 13/64" Mesh-mounted 3mm 1/8" R10 C



25mm Hexagon design

1"

025HE04CF20 D001 001
025HE04CF20 D001 002
025HE04CF20 D001 003

Super White background
Black pattern

Black background
Super White pattern

Pink background
White pattern

3.8mm Mesh-mounted 2mm R10 C
3.8mm Mesh-mounted 2mm R10 C
3.8mm Mesh-mounted 2mm R10 C

25mm Hexagon design

1"

025HE04CF20 D003 001
025HE04CF20 D003 002
025HE04CF20 D003 003

Super White background
Black pattern

Old Pink background
Ontario pattern

Dark Green background
Yellow pattern

3.8mm Mesh-mounted 2mm R10 C
3.8mm Mesh-mounted 2mm R10 C
3.8mm Mesh-mounted 2mm R10 C

25mm Hexagon design

1"

025HE04CF20 D002 001
025HE04CF20 D002 002
025HE04CF20 D002 003

Super White background
Black pattern

Pale Blue background
White pattern

Super White background
Green pattern

3.8mm Mesh-mounted 2mm R10 C
3.8mm Mesh-mounted 2mm R10 C
3.8mm Mesh-mounted 2mm R10 C

25mm Hexagon design

1"

025HE04CF20 D004 001
025HE04CF20 D004 002
025HE04CF20 D004 003

Super White, Black, Pearl Grey

White, Australian Green, Pistachio

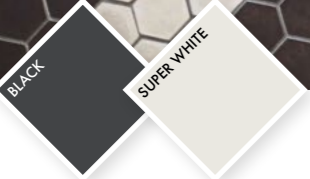
Super White, Blue Moon, Blue

3.8mm Mesh-mounted 2mm R10 C
3.8mm Mesh-mounted 2mm R10 C
3.8mm Mesh-mounted 2mm R10 C





025HE04CF20 D005 001



25mm Hexagon design

1"



025HE04CF20 D005 001

Black, Super White



25mm Hexagon design

1"



025HE04CF20 D005 002

Pink, White




25mm Hexagon design

1"




025HE04CF20 D006 001

Black background
Super White pattern




025HE04CF20 D006 002

White background
Red pattern



025HE04CF20 D006 003

Dark Blue background
Super White pattern




25mm Hexagon design

1"




025HE04CF20 D008 001

Super White background
Pearl Grey, Chocolate, Yellow pattern




025HE04CF20 D008 002

Black background
Slate, Super White, Pearl Grey pattern



025HE04CF20 D008 003

Toffee background
Super White, Black, Yellow pattern




25mm Hexagon design

1"



025HE04CF20 D007 001

Super White background
Black, Red pattern



025HE04CF20 D007 002

Black background
Super White, Old Pink pattern



025HE04CF20 D007 003

Pistachio background
White, Dark Green pattern



25mm Hexagon design

1"



025HE04CF20 D009 001

Super White, Black, Pearl Grey




025HE04CF20 D009 002

Super White, Red, Pink




025HE04CF20 D009 003

Super White, Blue Moon, Dark Blue



25mm Hexagon design

1"



025HE04CF20 D010 001


Black background
Pale Grey, Charcoal pattern



3.8mm Mesh- 2mm R10 C
5/32" mounted 5/64"

25mm Hexagon design

1"



025HE04CF20 D010 002


Super White background
Charcoal, Black pattern



3.8mm Mesh- 2mm R10 C
5/32" mounted 5/64"

25mm Hexagon design

1"



025HE04CF20 D011 001


Super White background
Black, Yellow pattern



3.8mm Mesh- 2mm R10 C
5/32" mounted 5/64"

25mm Hexagon design

1"



025HE04CF20 D011 002

Black background
Super White, Havana pattern



3.8mm Mesh- 2mm R10 C
5/32" mounted 5/64"



25mm Hexagon design




025HE04CF20 D012 001

Super White background
Black, Pale Grey pattern



3.8mm Mesh- 2mm R10 C
5/32" mounted 5/64"

25mm Hexagon design



025HE04CF20 D012 002

Black background
White, Old Pink pattern



3.8mm Mesh- 2mm R10 C
5/32" mounted 5/64"



025HE04CF20 D012 003




25mm Hexagon design

1"



025HE04CF20 D013 001

Super White background
Black, Pearl Grey, Yellow pattern




25mm Hexagon design

1"



025HE04CF20 D013 002

Black background
Pale Grey, Super White, Havana pattern



25mm Hexagon design

1"




025HE04CF20 D014 001

Blue Moon, Super White, Blue, Pale Grey



25mm Hexagon design

1"



025HE04CF20 D014 002

Black, Super White, Yellow, Green





100HE09CF25 D015 004


50mm Hexagon design

2"



050HE05CF30 D015 001

Black, Super White, Green



050HE05CF30 D015 002

Dark Blue, Super White, Pale Blue




050HE05CF30 D015 003

Old Pink, White, Pale Blue




50mm Hexagon design

2"




050HE05CF30 D016 001

White, Linen, Black




050HE05CF30 D016 002

Slate, Black, Super White



050HE05CF30 D016 003

Super White, Pale Blue, Pink



100mm Hexagon design

4"



100HE09CF20 D017 001

Super White, Black, Pearl Grey, Yellow



9mm 23/64" Mesh-mounted 2.5mm 3/32" R10 B


100mm Hexagon design

4"



100HE09CF20 D017 002


Super White, Dark Green, Yellow, Red



9mm 23/64" Mesh-mounted 2.5mm 3/32" R10 B

100mm Hexagon design

4"



100HE09CF20 D018 001


Pistachio, Super White, Dark Green



9mm 23/64" Mesh-mounted 2.5mm 3/32" R10 B

100mm Hexagon design

4"



100HE09CF20 D018 002

Super White, Pale Blue, Old Pink




9mm 23/64" Mesh-mounted 2.5mm 3/32" R10 B



ROUND


Plain 18mm Penny Round

45/64"




018RO04CF20 NOI

Black



018RO04CF20 BAS

Super White



018RO04CF20 BEN

Blue Moon



18mm Penny Round design

45/64"




018RO04CF20 D002 001

Dark Green, Pistachio, Super White, Pearl Grey, Black




018RO04CF20 D002 002

White, Super White, Black, Havana, Linen



018RO04CF20 D002 003

Dark Blue, Vanilla, Pale Blue, Black, Pearl Grey




Plain 18mm Penny Round

45/64"




018RO04CF20 D001 001

White, Black, Dark Green, Pistachio



018RO04CF20 D001 002

White, Blue Moon, Dark Blue, Pale Blue




018RO04CF20 D001 003

Ontario, Chocolate, Coffee, Linen




18mm Penny Round design

45/64"



018RO04CF20 D003 001

Super White background
Black pattern




018RO04CF20 D003 002

Old Pink background
Super White pattern

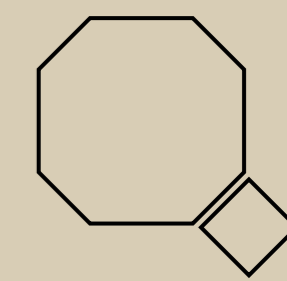


018RO04CF20 D003 003

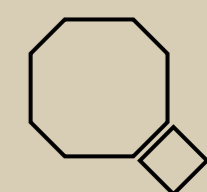
Dark Green background
Super White pattern



OCTAGONS AND DOTS




150 x 150 x 9mm Octagon
50 x 50 x 9mm Dots
(6" Octagon with 2" Dots)



100 x 100 x 9mm Octagon
35 x 35 x 9mm Dots
(4" Octagon with 1 3/8" Dots)



100mm Octagons and 35mm Dots

4" Octagons and 1 3/8" Dots




100C09CF25 D001 001

Black octagons
Super White dots



100C09CF25 D001 002

Super White octagons
Black dots




100C09CF25 D001 003

Pink octagons
White dots




100mm Octagons and bicolour 35mm Dots

4" Octagons and 1 3/8" Dots




100C09CF25 D002 001

Black octagons
Super White, Slate dots



100C09CF25 D002 002

Charcoal octagons
Black, Super White dots




100C09CF25 D002 003

Red octagons
Black, Super White dots




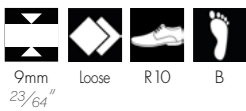
150mm Octagons and 50mm Dots

6" Octagons and 2" Dots





150C09Y D001 004

Black octagons
Pearl Grey dots




150C09Y D001 005

White octagons
Black dots




150C09Y D001 006

Dark Blue octagons
Super White dots




150mm Octagons with 50mm Dots and Encaustics

6" Octagons and 2" Dots



150C09Y D003 001

Black octagons
White dots
ENC06 Encaustics
White background, Black pattern



150C09Y D003 002

Super White octagons
Black dots
ENC06 Encaustics
Black background, Super White pattern



150C09Y D003 003

Green octagons
White dots
ENC06 Encaustics
White background, Green pattern






150C09Y D004 003


100mm Octagons and 35mm Dots in checker pattern

4" Octagons and 1 3/8" Dots




100C09CF25 D004 001

Black, Super White octagons
Pearl Grey dots



100C09CF25 D004 002

Green, Super White octagons
Black dots



100C09CF25 D004 003

Pale Blue, Super White octagons
Black dots




150mm Octagons and 50mm Dots in checker pattern

6" Octagons and 2" Dots





150C09Y D004 004

Super White, Black octagons
Grey dots




150C09Y D004 005

Linen, Ontario octagons
Coffee dots




150C09Y D004 006

Green, Black octagons
Super White dots




100mm Octagons and 50mm Dots in checker pattern

4" Octagons and 2" Dots




100C09CF25 D005 001

Black, White octagons
Dark Green dots



100mm Octagons and 50mm Dots in checker pattern

4" Octagons and 2" Dots



100C09CF25 D005 002

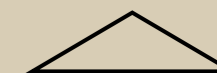
Old Pink, Pink octagons
Super White dots



100C09CF25 D005 002



TRIANGLES



85 x 85 x 146mm
9mm th.
(3 1/32 x 3 1/32 x 5 3/4")



100 x 100 x 140mm
9mm th.
(4 x 4 x 5 1/2")



70 x 70 x 100mm
9mm th.
(2 3/4 x 2 3/4 x 4")



50 x 50 x 70mm
9mm th.
(2 x 2 x 2 3/4")



35 x 35 x 50mm
9mm th.
(1 3/8 x 1 3/8 x 2")




55 x 55 x 55mm
9mm th.
(2 1/16")





55mm plain Equilateral Triangles

2 1/64"




055TRE09CF25 NOI

Black




055TRE09CF25 BEU

Blue




055TRE09CF25 PER

Pearl Grey





85 x 85 x 146mm plain Isosceles Triangles

3 1/32 X 3 1/32 X 5 3/4"





087TRI09CF30 NOI

Black




087TRI09CF30 VEA

Australian Green




087TRI09CF30 BEN

Blue Moon




70 x 70 x 100mm plain triangles

2 3/4 x 2 3/4 x 4"




070TRR09CP25 BAS

Super White




070TRR09CP25 VEU

Green




070TRR09CP25 RSU

Pink




100 x 100 x 140mm plain Triangles

4 x 4 x 5 1/2"





100TRR09CP25 BAS

Super White




100TRR09CP25 CAF

Coffee




100TRR09CP25 ARD

Slate




85 x 85 x 146mm Isosceles Triangles random mix

3 1/32 x 3 1/32 x 5 3/4"



087TRI09CP30 M001


Black (25%), Super White (25%), Pale Green (25%), Pearl Grey (25%)



9mm 23/64" Mesh-mounted 3mm 1/8"


85 x 85 x 146mm Isosceles Triangles random mix

3 1/32 x 3 1/32 x 5 3/4"



087TRI09CP30 M002


Dark Green (52%), Black (33%), White (15%)



9mm 23/64" Mesh-mounted 3mm 1/8"


85 x 85 x 146mm Isosceles Triangles random mix

3 1/32 x 3 1/32 x 5 3/4"



087TRI09CP30 M003


Blue Moon (50%), Dark Blue (25%), Blue (25%)



9mm 23/64" Mesh-mounted 3mm 1/8"


85 x 85 x 146mm Isosceles Triangles random mix

3 1/32 x 3 1/32 x 5 3/4"



087TRI09CP30 M004

Old Pink (50%), Cognac (25%), White (25%)



9mm 23/64" Mesh-mounted 3mm 1/8"




55mm Equilateral Triangles design

2 1/64"



055TRE09CF25 D001 001

Super White, Black, Pearl Grey



9mm 23/64" Mesh-mounted 2.5mm 3/32"



055TRE09CF25 D001 002

Dark Green, White, Pale Green




9mm 23/64" Mesh-mounted 2.5mm 3/32"



055TRE09CF25 D001 003

Super White, Blue Moon, Pale Blue



9mm 23/64" Mesh-mounted 2.5mm 3/32"

55mm Equilateral Triangles and 100mm Hexagons

2 1/64" Equilateral Triangles and 4" Hexagons




055TRE09CF25 D003 001

Black triangles
Super White hexagons




9mm 23/64" Mesh-mounted 2.5mm 3/32"




055TRE09CF25 D003 002

Black triangles
Pale Grey hexagons




9mm 23/64" Mesh-mounted 2.5mm 3/32"



055TRE09CF25 D003 003

Pink triangles
White hexagons



9mm 23/64" Mesh-mounted 2.5mm 3/32"

55mm Equilateral Triangles design

2 1/64"



055TRE09CF25 D002 001

Slate, Super White



9mm 23/64" Mesh-mounted 2.5mm 3/32"



055TRE09CF25 D002 002

White, Pink



9mm 23/64" Mesh-mounted 2.5mm 3/32"



055TRE09CF25 D002 003

White, Yellow



9mm 23/64" Mesh-mounted 2.5mm 3/32"

85 x 85 x 146mm Isosceles Triangles and 150mm Hexagons

3 1/32 x 3 1/32 x 5 3/4" Isosceles Triangles and 6" Hexagons



087TR109CP30 D004 001

Slate triangles
Super White hexagons



9mm 23/64" Mesh-mounted 3mm 1/8"

*Hexagons supplied loose



087TR109CP30 D004 002

Super White triangles
Black hexagons




9mm 23/64" Mesh-mounted 3mm 1/8"

*Hexagons supplied loose



087TR109CP30 D004 003

Ontario triangles
Old Pink hexagons



9mm 23/64" Mesh-mounted 3mm 1/8"

*Hexagons supplied loose




85 x 85 x 146mm Isosceles Triangles design

3 1/32 x 3 1/32 x 5 3/4"




087TR109CP30 D005 001

Black, Super White



087TR109CP30 D005 002

Grey, Super White




087TR109CP30 D005 003

Super White, Pistachio




85 x 85 x 146mm Isosceles Triangles design

3 1/32 x 3 1/32 x 5 3/4"



087TR109CP30 D006 001

Slate, Super White



087TR109CP30 D006 002

Blue Moon, Blue




087TR109CP30 D006 003

Old Pink, White




70 x 70 x 100mm Triangles design

2 3/4 x 2 3/4 x 4"




070TRR09CP25 D007 001

Black, Super White



70 x 70 x 100mm Triangles design

2 3/4 x 2 3/4 x 4"



070TRR09CP25 D007 002


Pearl Grey, Super White



DIAMONDS


50mm plain Diamonds in linear pattern

2"




050LO05CPC15 LIN

Linen



050LO05CPC15 RSU

Pink




050LO05CPC15 BEF

Dark Blue




50mm plain Diamonds in cubic pattern

2"





050LO05CPC15 BAS

Super White



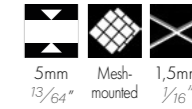
050LO05CPC15 NOI

Black



050LO05CPC15 JAU

Yellow




50mm plain Diamonds in alternate pattern

2"




050LO05CPA20 NOI

Black



050LO05CPA20 ARD

Slate



050LO05CPA20 VEP

Pale Green




50mm Diamonds design

2"





050LO05CPA20 D001 001

Pearl Grey, Black, Super White




050LO05CPA20 D001 002

Dark Blue, Black, Super White




050LO05CPA20 D001 003

Super White, Linen, Taupe




50mm Diamonds design

2"




050LO05CPC15 D002 001

Black, Super White




50mm Diamonds design

2"



050LO05CPC15 D002 002

Blue Moon, Pearl Grey




50mm Diamonds design

2"



050LO05CPT15 D003 001

Black, Super White




050LO05CPT15 D003 002

Super White, Slate




050LO05CPT15 D003 003

Taupe, Super White




50mm Diamonds design

2"




050LO05CPT15 D004 001

Black, Pearl Grey, Super White




050LO05CPT15 D004 002

Red, Pink, Super White




050LO05CPT15 D004 003


Dark Green, Pistachio, Super White



MOSAIC COMPOSITIONS



150 x 70 x 9mm
9mm th.
(6 x 2 3/4")



70mm
9mm th.
(2 3/4")



50mm
9mm th.
(2")



52mm
9mm th.
(2")



37mm
9mm th.
(1 29/64")




32mm
9mm th.
(1 17/64")



18mm Diameter
3.8mm th.
(1 5/64")



Plain 70mm Crosses

2 3/4"



070CR09CP20 NOI

Black




070CR09CP20 ANT

Charcoal




070CR09CP20 PER

Pearl Grey




Bicolour Eclipse





ECLIPSE D001 001

Super White Star
Black Ellipses




ECLIPSE D001 002

Dark Blue Stars
White Ellipses




ECLIPSE D001 003

White Stars
Old Pink Ellipses




Plain Eclipse




ECLIPSE BAU

White



ECLIPSE VEA

Australian Green



ECLIPSE BEP

Pale Blue



Bicolour Eclipse variant




ECLIPSE D002 001

Black and Super White Stars
Super White Ellipses




ECLIPSE D002 002

White and Taupe Stars
Taupe Ellipses



ECLIPSE D002 003


White and Cognac Stars
Cognac Ellipses






FILETPECHE D001 002

Bicolour Basket Weave




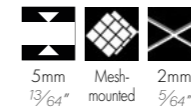
FILETPECHE D001 001

Black 50 x 23.5mm (2 x 1")
Super White 12 x 12mm (½ x ½")



FILETPECHE D001 002

White 50 x 23.5mm (2 x 1")
Black 12 x 12mm (½ x ½")




FILETPECHE D001 003

Dark Green 50 x 23.5mm (2 x 1")
White 12 x 12mm (½ x ½")




Tricolour Basket Weave




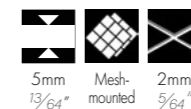
FILETPECHE D002 001

Super White and Pearl Grey
50 x 23.5mm (2 x 1")
Black 12 x 12mm (½ x ½")



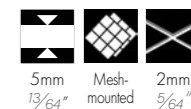
FILETPECHE D002 002

Pink and Old Pink 50 x 23.5mm (2 x 1")
White 12 x 12mm (½ x ½")




FILETPECHE D002 003

Blue Moon and Pale Blue
50 x 23.5mm (2 x 1")
White 12 x 12mm (½ x ½")





Honeycomb





NIDABELLE D001 001

Black 32mm (1 1/64") Cross
Pale Grey 18mm (45/64") Penny Round



NIDABELLE D001 002

Dark Blue 32mm (1 1/64") Cross
White 18mm (45/64") Penny Round




NIDABELLE D001 003

Pale Green 32mm (1 1/64") Cross
Dark Green 18mm (45/64") Penny Round




Reef Knot





NOEUDPLAT D001 001

Pale Green 70mm (2 3/4") Cross
White 35mm (1 3/8") Dots




NOEUDPLAT D001 002

Pale Grey 70mm Cross (2 3/4")
Pearl Grey 35mm (1 3/8") Dots



NOEUDPLAT D001 003

Havana 70mm (2 3/4") Cross
White 35mm (1 3/8") Dots


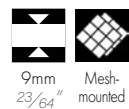


Church



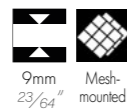
CHURCH D001 001

Black 150 x 70mm (6 x 2 3/4") Shuttle
Super White 70mm (2 3/4") Square



CHURCH D001 002

Pearl Grey 150 x 70mm (6 x 2 3/4") Shuttle
Charcoal 70mm (2 3/4") Square




CHURCH D001 003

Taupe 150 x 70mm (6 x 2 3/4") Shuttle
White 70mm (2 3/4") Square





Textile





TEXTILE D001 001

Super White 70mm (2 3/4") Cross
Black 70mm (2 3/4") Square
Charcoal 35mm (1 3/8") Dots



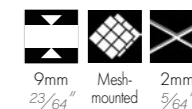
TEXTILE D001 002

Super White 70mm (2 3/4") Cross
Blue Moon 70mm (2 3/4") Square
Black 35mm (1 3/8") Dots



TEXTILE D001 003

White 70mm (2 3/4") Cross
Pink 70mm (2 3/4") Square
Black 35mm (1 3/8") Dots





Linear Tetrix



TETRIX D001 001

Black and Pearl Grey
70mm (2 3/4") cross



TETRIX D001 002

Red and Super White
70mm (2 3/4") cross



TETRIX D001 003

Pale Grey and Charcoal
70mm (2 3/4") cross





Offset Tetrix



TETRIX D002 001

White and Pale Grey
70mm (2 3/4") cross



TETRIX D002 002

Blue and Blue Moon
70mm (2 3/4") cross



TETRIX D002 003

Dark Green and White
70mm (2 3/4") cross



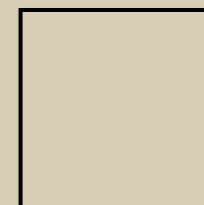
TETRIX D001 004



DECORATED TILES



SUPER WHITE
BLACK



150 x 150 x 9mm
(6 x 6")



100 x 100 x 9mm
(4 x 4")



70 x 70 x 9mm
(2 3/4 x 2 3/4")



50 x 50 x 9mm
(2 x 2")



Lille



150CD09LIV 001

150 x 150mm (6 x 6") decorated tiles
Black, Super White, Charcoal, Pearl Grey



9mm loose
23/64"



150CD09LIV 002

150 x 150mm (6 x 6") decorated tiles
Pearl Grey, Black, Slate, Super White



9mm loose
23/64"



150CD09LIV 003

150 x 150mm (6 x 6") decorated tiles
Black, Super White, Pale Blue, Dark Blue



9mm loose
23/64"

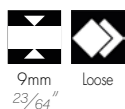


Vieux Lille



150CD09VLIV 001

150 x 150mm (6 x 6") decorated tiles
Pearl Grey, Pale Grey, Black, Grey



9mm loose
23/64"




150CD09VLIV 002

150 x 150mm (6 x 6") decorated tiles
Pale Grey, Pearl Grey, Black, Super White



9mm loose
23/64"



150CD09VLIV 003

150 x 150mm (6 x 6") decorated tiles
Chocolate, Dark Blue, Linen, Super White



9mm loose
23/64"



150CD09LIV 001



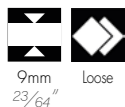


Deauville



150CD09DEAV 001

150 x 150mm (6 x 6") decorated tiles Ontario, Red, Black



9mm loose
23/64"



150CD09DEAV 002

150 x 150mm (6 x 6") decorated tiles Pearl Grey, Black, Super White



9mm loose
23/64"



150CD09DEAV 003


150 x 150mm (6 x 6") decorated tiles Super White, Pale Blue, Dark Blue



9mm loose
23/64"

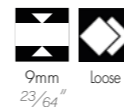


Amsterdam



150CD09AMSV 001

150 x 150mm (6 x 6") decorated tiles Black, Yellow, Super White, Pale Blue

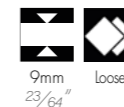


9mm loose
23/64"




150CD09AMSV 002

150 x 150mm (6 x 6") decorated tiles Pistachio, Charcoal, White, Slate

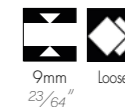


9mm loose
23/64"



150CD09AMSV 003


150 x 150mm (6 x 6") decorated tiles Charcoal, Super White, Black, Pale Grey



9mm loose
23/64"



Bruxelles




150CD09BRUY 001

150 x 150mm (6 x 6") decorated tiles Super White, Black



9mm loose
23/64"



150CD09BRUY 002

150 x 150mm (6 x 6") decorated tiles Green, Super White



9mm loose
23/64"



150CD09BRUY 003


150 x 150mm (6 x 6") decorated tiles Blue, White



9mm loose
23/64"



Séville



150CD09SEW 001

150 x 150mm (6 x 6") decorated tiles Slate, Super White, Black

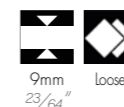


9mm loose
23/64"



150CD09SEW 002

150 x 150mm (6 x 6") decorated tiles Dark Blue, Black, Pearl Grey

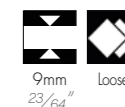


9mm loose
23/64"



150CD09SEW 003

150 x 150mm (6 x 6") decorated tiles Green, Blue Moon, Black




9mm loose
23/64"






Zurich



150CD09ZURY 001

150 x 150mm (6 x 6") decorated tiles
Black, Charcoal



150CD09ZURY 002

150 x 150mm (6 x 6") decorated tiles
Yellow, Black



150CD09ZURY 003

150 x 150mm (6 x 6") decorated tiles
Green, Super White



Berlin




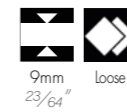
150CD09BERV 001

150 x 150mm (6 x 6") decorated tiles
Super White, Pearl Grey, Black



150CD09BERV 002

150 x 150mm (6 x 6") decorated tiles
Pearl Grey, Black, Charcoal



150CD09BERV 003

150 x 150mm (6 x 6") decorated tiles
Super White, Dark Blue, Blue Moon


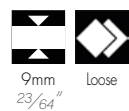


Lomme




150CD09LOMV 001

150 x 150mm (6 x 6") decorated tiles
Super White, Pearl Grey, Black



150CD09LOMV 002

150 x 150mm (6 x 6") decorated tiles
Pale Grey, Charcoal, Black



150CD09LOMV 003

150 x 150mm (6 x 6") decorated tiles
Dark Blue, Black, Pearl Grey


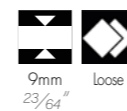


Madrid



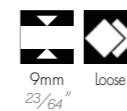
150CD09MADV 001

150 x 150mm (6 x 6") decorated tiles
Black, Super White



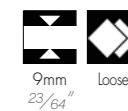
150CD09MADV 002

150 x 150mm (6 x 6") decorated tiles
Dark Green, Pearl Grey



150CD09MADV 003

150 x 150mm (6 x 6") decorated tiles
Super White, Yellow



ENCAUSTICS

Colour customisation

Every part of the tiles on this page can be customised using the plain colour range. Customised product pictures showing your selected colours are available on request.

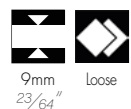
Pattern creation or reproduction

We can offer much more than just the tiles shown in this catalogue, feel free to send us your requests to reproduce existing patterns. Entirely new patterns can also be created!

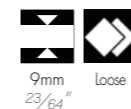

50 x 50mm (2 x 2")



70 x 70mm (2 3/4 x 2 3/4")



100 x 100mm (4 x 4")



150 x 150mm (6 x 6")





A history of Victorian floors

Emblematic of Victorian architecture from the 1860s, geometric tile floors became increasingly popular as they began to appear in large Victorian villas, public and religious buildings in the United Kingdom, so much so that by the 1890s, tiled floors and hallways had become an essential element of the most ordinary Victorian houses from Dover to Edinburgh.

The sign of ancestral know-how, many tiled geometric floors have survived over 150 years of wear and are as splendid today as when they were first laid.

Specialised in the restoration of these century-old floors, Winckelmans proposes an authentic range in the continuity of period production by its colours, finishes and formats, and contributes to perpetuating this heritage.

Important information



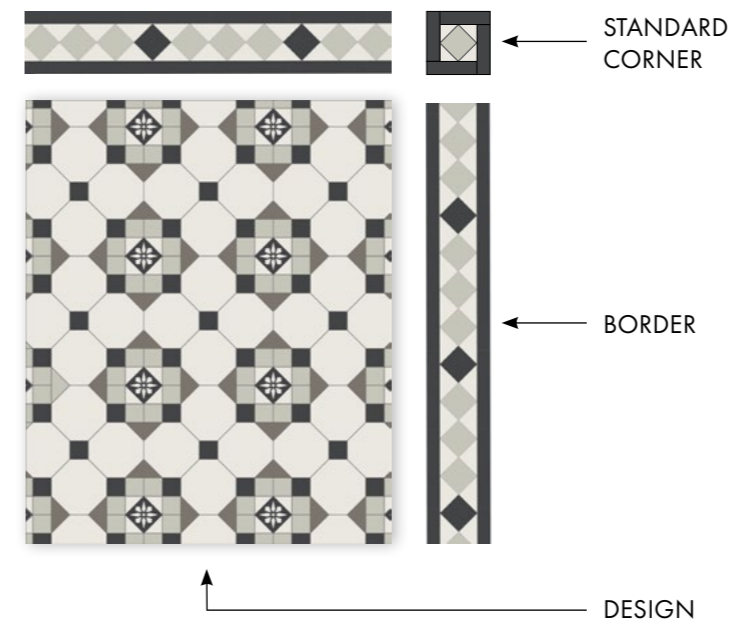
Pre-assembled modules

All our designs and borders are supplied in pre-assembled modules to make laying easier.

No standard grout space

As our designs and borders are prepared edge to edge and supplied without a standard grout width, they may not be suitable for all types of project. Please note that the use of a grout is still needed to fill even the tiniest spaces between the individual tiles.

How to create a Victorian design



1. DESIGNS

Choose a design (pages 112 to 131).

2. BORDER

Choose a border (pages 132 to 137).

3. ANGLE

Choose a standard corner of the same width as the border (page 136).

Important note: The use of standard corners is strongly recommended for more flexibility when laying.





Annandale




TANNANDAIE 001

Black, Pale Grey, Charcoal, Super White
ENC06 Black background, White pattern



TANNANDAIE 002

Dark Green, Green, White, Black
ENC06 Dark Green background, White pattern



TANNANDAIE 003

Dark Blue, Blue, Super White, Black
ENC06 Dark Blue background, Super White pattern




Bristol





TBRISTOL 001

Super White, Black, Pearl Grey
ENC15 Super White background, Black pattern



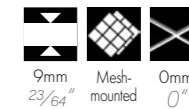
TBRISTOL 002

Blue Moon, Black, Super White
ENC15 Super White background, Blue moon pattern



TBRISTOL 003

Pink, Pale Blue, Super White
ENC15 Super White background, Pink pattern




Brighton



TBRIGHTON 001

Black, Pale Grey, Pearl Grey
ENC06 White background, Black pattern
ENC13 White background, Black, Pearl Grey pattern



TBRIGHTON 002

Super White, Charcoal, Pale Grey
ENC06 Black background, Super White pattern
ENC13 Black background, Super White, Pale Grey pattern



TBRIGHTON 003

Red, Linen, White
ENC06 Grey background, Black pattern
ENC13 Grey background, Black, Super White pattern



Chelsea



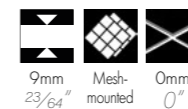
TCHELSEA 001

Charcoal, Linen, Black, Super White
ENC09 Super White background, Black pattern



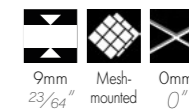
TCHELSEA 002

Charcoal, Black, Super White, Pearl Grey
ENC09 Super White background, Black pattern




TCHELSEA 003

Dark Green, Pale Green, Black, Super White
ENC09 Black background, Super White pattern



Coventry




TCOVENTRY 001

Slate, Black, White




TCOVENTRY 002

Super White, Black, Pearl Grey



TCOVENTRY 003

Green, Super White, Pearl Grey




Fernworthy (large size)



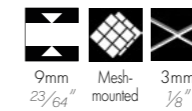
TFERNWORTHY150 001

Super White 150 x 150mm (6 x 6")
Pearl Grey 150 x 50mm (6 x 2")
Charcoal 50mm (2") Dots




TFERNWORTHY150 002

Super White 150 x 150mm (6 x 6")
Black 150 x 50mm (6 x 2")
Slate 50mm (2") Dots




TFERNWORTHY150 003

Black 150 x 150mm (6 x 6")
Dark Green 150 x 50mm (6 x 2")
Super White 50mm (2") Dots



Cornwall




TCORNWALL 001

Black, Super White, Pearl Grey, Slate
ENC06 Black background, Super
White pattern




TCORNWALL 002

Super White, Black, Slate, Pearl Grey
ENC06 Black background, Super
White pattern



TCORNWALLS 001

Red, Black, Pearl Grey, Linen,
Super White

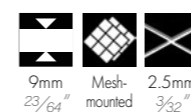


Fernworthy (small size)




TFERNWORTHY100 001

Dark Green 100 x 100mm (4 x 4")
Green 100 x 50mm (4 x 2")
Super White 50mm (2") Dots



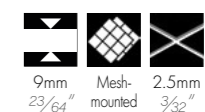
TFERNWORTHY100 002

Black 100 x 100mm (4 x 4")
Pale Green 100 x 50mm (4 x 2")
Super White 50mm (2") Dots



TFERNWORTHY100 003

Pale Green 100 x 100mm (4 x 4")
White 100 x 50mm (4 x 2")
Yellow 50mm (2") Dots





Glasgow



TGLASGOW 001

Super White, Charcoal, Pearl Grey, Black ENCO6 Black background, Super White pattern



TGLASGOW 002

Slate, Super White, Black, Pearl Grey ENCO6 Black background, Super White pattern



TGLASGOWS 001

Black, Pearl Grey, Charcoal, Super White





Leeds




TLEEDS070 001

White, Black



TLEEDS070 002

Dark Green, Pistachio



TLEEDS070 003

Pink, White



TGLASGOW 003




Liverpool



TLIVERPOOL.001

Slate, Black, Super White
ENC14 Black background,
Super White pattern




TLIVERPOOL.002

Parma, Super White, Slate
ENC14 Slate background,
Super White pattern



TLIVERPOOL.003

Blue, White, Dark Blue
ENC14 Dark Blue background,
White pattern




Newcastle




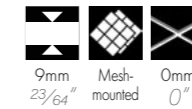
TNEWCASTLE.001

Black, Pearl Grey, Super White
ENC09 Black background,
Super White pattern



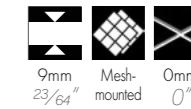
TNEWCASTLE.002

Yellow, Black, Super White
ENC09 Black background,
Super White pattern




TNEWCASTLE.003

Red, Black, Super White
ENC09 Black background,
Super White pattern




London




TLONDRES070.001

Super White, Black, Grey



TLONDRES070.002

Super White, Charcoal, Pale Grey




TLONDRES070.003

White, Pink, Pistachio



Nottingham





TNOTTINGHAM.001

Black, Charcoal, Super White
ENC06 Black background,
Super White pattern



TNOTTINGHAM.002

Super White, Black, Grey
ENC06 Super White background,
Black pattern



TNOTTINGHAM.003

Red, Black, Super White, Cognac




Petersham



TPETERSHAM 001

Yellow, Black, Dark Green, Old Pink
ENC11 Black background, Yellow pattern



TPETERSHAM 002

Super white, Black, Pearl Grey, Blue Moon
ENC11 Black background,
Super White pattern



TPETERSHAM 003

Super White, Dark Green, Pearl Grey,
Black



Shrewsbury



TSHREWSBURY 001

Super White, Black, Charcoal, Pearl
Grey



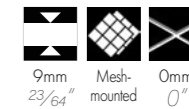
TSHREWSBURY 002

Dark Blue, Super White, Blue, Blue Moon




TSHREWSBURY 003

Old Pink, White, Red, Black
Grey





Sheffield




TSHEFFIELD 001

Black, Super White, Slate, Pearl Grey



TSHEFFIELD 002

Blue Moon, Super White, Blue, Black




TSHEFFIELD 003

Pistachio, White, Black, Super White



Swansea



TSWANSEA 001

Pearl Grey, Super White, Black




TSWANSEA 002

Australian Green, White, Black




TSWANSEA 003

Old Pink, White, Yellow





Windsor



TWINDSOR 001

Super White, Slate, Black
ENCO6 Super White background,
Black pattern



TWINDSOR 002

Super White, Cognac, Yellow, Black
ENCO6 Super White background,
Black pattern



TWINDSORS 001

Black, Pale Grey, White,
Charcoal



Baltimore




TBALTIMORE 001

Pale Grey 150 x 150mm (6 x 6")
White and Black 50mm (2") Dots




TBALTIMORE 002

Pale Green 150 x 150mm (6 x 6")
Dark Green and Super White
50mm (2") Dots



TBALTIMORE 003

Taupe 150 x 150mm (6 x 6")
Ontario and Super White
50mm (2") Dots




Woollahra




TWOOLLAHRA 001

Charcoal, Pale Grey, Black, Super White
ENC11 and 09 Super White background,
Charcoal pattern



TWOOLLAHRA 002

Dark Green, Black, Super White, Pearl Grey
ENC11 and 09 Super White background,
Dark Green pattern



TWOOLLAHRAS 001

Pistachio, Slate, Pink, Super White




Chicago





TCHICAGO 001

Black, Pearl Grey and Super White
50mm (2") Dots



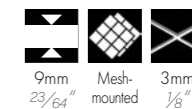
TCHICAGO 002

Pearl Grey, Super White and Black
50mm (2") Dots



TCHICAGO 003

Dark Green, Pistachio and White
50mm (2") Dots





THOUSTON 001



Detroit



TDETROIT 001

Black, Pale Grey, Charcoal, Super White




TDETROIT 002

Pistachio, Black, Super White, Dark Green



TDETROIT 003

White, Black, Super White, Charcoal


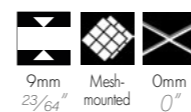


Houston



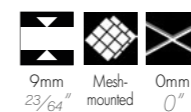
THOUSTON 001

Grey, Super White, Yellow



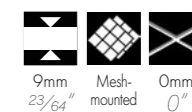
THOUSTON 002

Black, Super White, Red



THOUSTON 003

Black, Pearl Grey, Super White





Pittsburgh




TPITTSBURGH 001

Black, Super White, Pale Grey



TPITTSBURGH 002

Dark Green, Super White, Green



TPITTSBURGH 003

White, Black, Yellow



Phoenix





TPHOENIX 001

Black 100mm (6") octagons
Super White and Pearl Grey
35 x 35 x 50mm (2 x 2 x 2 3/4") triangles




TPHOENIX 002

Super White 100mm (6") octagons
Pearl Grey and Charcoal
35 x 35 x 50mm (2 x 2 x 2 3/4") triangles



TPHOENIX 003

Dark Green 100mm (6") octagons
Green and Pistachio
35 x 35 x 50mm (2 x 2 x 2 3/4") triangles




Philadelphia




TPHILADELPHIE100 001

Charcoal 100 x 100mm (4 x 4")
Black and Super White
70 x 70 x 100mm triangles (2 3/4 x 2 3/4 x 4")



TPHILADELPHIE100 002

Pearl Grey 100 x 100mm (4 x 4")
Black and Super White
70 x 70 x 100mm triangles (2 3/4 x 2 3/4 x 4")



TPHILADELPHIE100 003

Blue 100 x 100mm (4 x 4")
Black and Super White
70 x 70 x 100mm triangles (2 3/4 x 2 3/4 x 4")



San Francisco




TSANFRANCISCO070 001

Super White, Charcoal, Pearl Grey,
Black



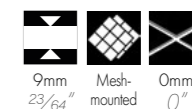
TSANFRANCISCO070 002

Super White, Linen, Ontario, Grey



TSANFRANCISCO070 003

White, Blue, Dark Blue, Blue Moon




Seattle




TSEATTLE 001

Black, Super White, Pearl Grey



TSEATTLE 002

White, Blue, Dark Blue



TSEATTLE 003

Dark Green, Pale Green, White




Washington



TWASHINGTON050 001

Black, Super White, Taupe




TWASHINGTON050 002

Black, Pale Grey, Ontario



TWASHINGTON050 003

Super White, Blue Moon, Pale Blue



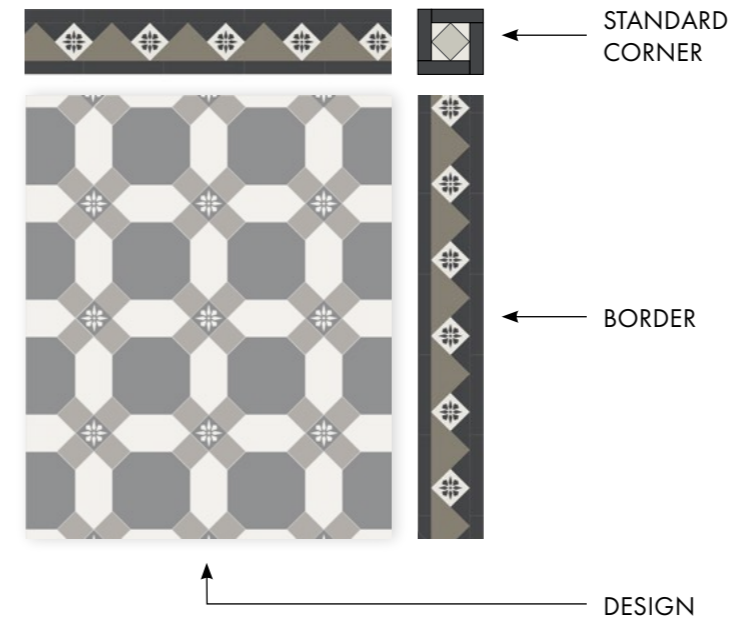


SUPER WHITE
BLACK



How to compose a Victorian border

OPTION A: BORDER WITH STANDARD CORNER



BENEFITS

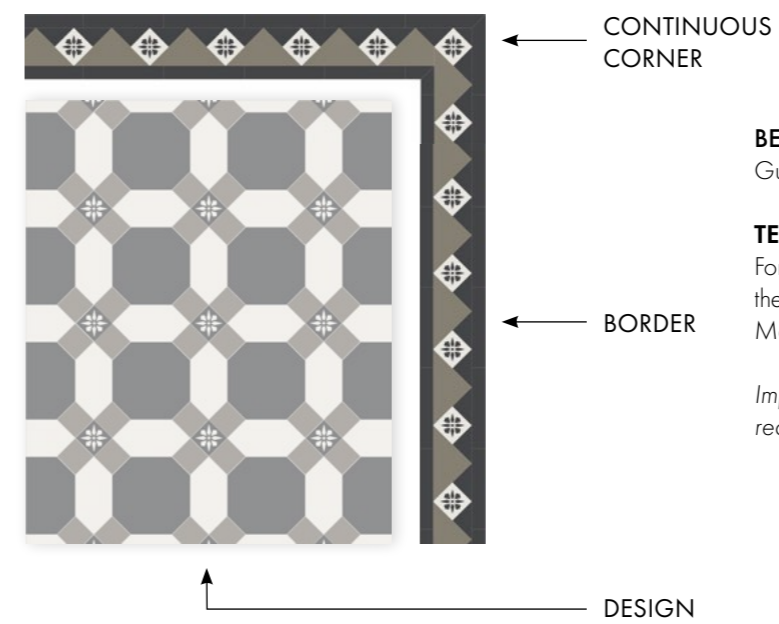
Makes it possible to adapt the border to any size design.

TECHNICAL CONSTRAINTS

Requires cutting the border on each side of the corner.

Important note: The use of standard corners is strongly recommended for more flexibility when laying.

OPTION B: BORDER WITH CONTINUOUS CORNER



BENEFITS

Guarantees border continuity all around the design.

TECHNICAL CONSTRAINTS

For the corners to be harmonious in every corner, adjusting the dimensions of the central design is almost always required. More technical to lay than with standard joints.

Important note: The use of standard corners is strongly recommended for more flexibility when laying.



VICTORIAN BORDERS (9MM THICK)

23/64"

Annandale



FANNANDALE

Black, Pearl Grey, Dark Green, Green
Width 120mm (4 23/32")




Brighton



FBRIGHTON

Blue Moon, Blue, White
Width 120mm (4 23/32")



Simple Glasgow




FGLASGOWS

Black, Super White, Charcoal
Width 120mm (4 23/32")




Houston



FHOUSTON

Grey, Yellow, Super White, Black
Width 190mm (7 3/64")




Bristol



FBRISTOL

Black, White, Red
ENC15 Black background, White pattern
Width 150mm (6")




Cavendish




FCAVENDISH

Black, Super White, Charcoal
Width 120mm (4 23/32")

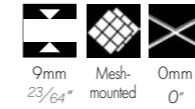


Liverpool



FLIVERPOOL

Black, Red, Grey
ENC06 Black background, Grey pattern
Width 150mm (6")

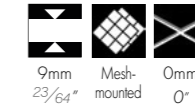


Newcastle



FNEWCASTLE

Black, Pale Grey, Super White, Dark Green
ENC09 Black background, Super White pattern
Width 150mm (6")




Chelsea



FCHelsea

Ivory, Yellow, Black
Width 100mm (4")




Chicago



FCHICAGO

Black, Grey, White
Width 100mm (4")



Nottingham



FNOTTINGHAM

Black, Grey, Super White
ENC06 Super White background, Black pattern
Width 120mm (4 23/32")

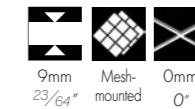


Simple Nottingham

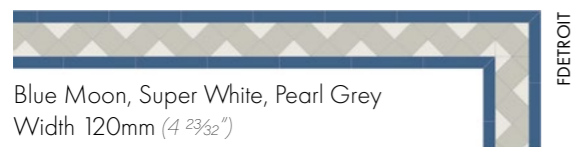


FNOTTINGHAMS

Black, Grey, Super White
Width 120mm (4 23/32")




Detroit



FDETROIT

Blue Moon, Super White, Pearl Grey
Width 120mm (4 23/32")



Glasgow



FGLASGOW

Black, Super White, Charcoal
ENC06 Black background, Super White pattern
Width 120mm (4 23/32")



Petersham



FPETERSHAM

Dark Green, Yellow, Black
Width 150mm (6")




Phoenix



FPHOENIX

Pistachio, Green, Dark Green
Width 150mm (6")



San Francisco




Black, Super White, Charcoal, Pearl Grey
Width 150mm (6")

FSANFRANCISCO




Swansea



Black, Dark Blue, Super White, Pale Blue, Pearl Grey
Width 150mm (6")

FSWANSEA




Wellington



Black, Super White, Cognac
Width 120mm (4 23/32")

FWELLINGTON



STANDARD CORNERS FOR VICTORIAN BORDERS

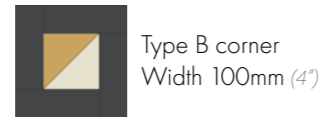


100AF09CP00A
120AF09CP00A
150AF09CP00A



Type A corner
Width 100mm (4")

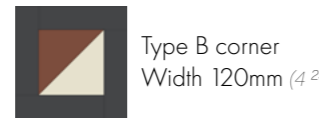
100AF09CP00B
120AF09CP00B
150AF09CP00B



Type B corner
Width 100mm (4")



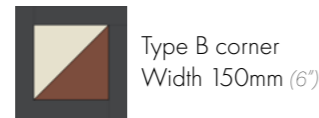
Type A corner
Width 120mm (4 23/32")



Type B corner
Width 120mm (4 23/32")



Type A corner
Width 150mm (6")

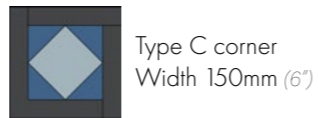


Type B corner
Width 150mm (6")

120AF09CP00C
150AF09CP00C



Type C corner
Width 120mm (4 23/32")



Type C corner
Width 150mm (6")

Sheffield



Dark Blue, Blue Moon, Yellow, Super White, Black
Width 260mm (10 15/64")

FSHEFFIELD




Washington



Black, Pale Grey, Super White
Width 150mm (6")

FWASHINGTON




Windsor



Pearl Grey, Black, Pale Grey
Width 150mm (6")


FWINDSOR



BORDERS FOR MOSAICS (3.8MM THICK)

5/32"

Design




Red, Super White
Width 66mm (2 19/32")

020CA04FRCCF20 D001



Design




Black, Super White
Width 154mm (6 1/16")

020CA04FRGCF20 D001



Design

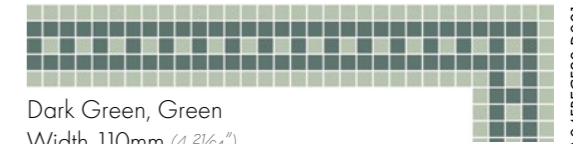


Old Pink, Black, Super White
Width 242mm (9 17/32")

020CA04FRKCF20 D001




Design

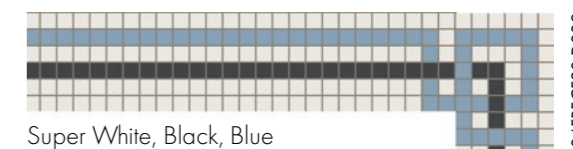


Dark Green, Green
Width 110mm (4 23/64")

020CA04FRCCF20 D001




Design




Super White, Black, Blue
Width 132mm (5 13/64")

020CA04FRCCF20 D002



Design



Dark Green, Super White
Width 176mm (6 59/64")


020CA04FRHCF20 D001





20 x 20mm Mosaic letters

¾ x ¾"





Super White background
Black letters




3.8mm Mesh 2mm R10 C
5/32" mounted 5/64"

35 x 35mm Dots and 35 x 35 x 50mm Triangles lettering

1 ⅜ x 1 ⅜" Dots and 1 ⅜ x 1 ⅜ x 2" Triangles



Black background
Super White letters



9mm Mesh 3mm
23/64" mounted 1/8"

For unique projects

Customised service for your most specific needs

We support you throughout your project, from basic computerised simulations through to projects that require the precision and know-how of mosaic specialists. Whether it be for a genuinely unique tiles, assemblies or mosaics, we employ our teams' creativity to design your product.

Extreme customisation

Thanks to our flexibility and traditional production methods, we can meet your format, texture, colour and thickness customisation requirements.



LAYING AND MAINTENANCE ADVICE

Phase 1: Check the tiles

To get a consistent result, open several boxes, take a few sheets without choosing and place them randomly (unless there is a specific design with numbered sheets).

No claims will be accepted once the tiles have been laid. All claims must be made before laying has started.

Phase 2: Bonding

To correctly lay our tiles, they must be laid on a clean, perfectly smooth surface that is free of all infiltrated humidity, using a mortar that is suitable for the surface and for unglazed tiles.

Product to use: Adhesive mortar suitable for unglazed tiles.

Phase 3: Grouting

Once the mortar is perfectly dry, apply grouting suitable for unglazed tiles and leave to dry.

This can be carried out in several steps to make sure the joints are properly filled (in particular to compensate for cement grouting shrinkage).

Coloured and black grouting present a risk of staining the tiles and are not recommended.

Products to use: Grey cement or epoxy grouting suitable for unglazed tiles.

Phase 4: Clean the cement haze (24 hours after grouting)

The tiles are covered with a whitish haze immediately after being laid. This is usually excess haze from the cement used for grouting. This residue is cleaned off using acid products and a mechanical treatment.

Method:

- Sweep the surface and remove the most significant residue.
- Wet the joints.
- Spread the product over part of the surface area (zone treatment). Leave to work for a few minutes.
- Rub the floor.
- Generously rinse with water (several times if necessary) to neutralise the product and collect the cement particles.

Products to use: Cement haze cleaner suitable for unglazed tiles (available from Winckelmans).

Phase 5: Apply stain prevention waterproofing

This step comes after the tiling has been laid and only on perfectly clean and dry tiles (it is essential to have cleaned off the cement haze beforehand). It is essential for highly exposed area such as showers or kitchen splashboards as well as for tiles laid outdoors in order to prevent staining products (grease, ink, etc.) from penetrating the pores.

For the best protection, we recommend applying a new coat of waterproofing every 5 years.

Product to use: Special earthenware waterproofing (available from Winckelmans).

REGULAR MAINTENANCE

The purpose of regularly maintaining tiles is to keep the tiling's original appearance for as long as possible. To achieve that, sufficiently regular cleaning is required. The choice of product and the water quality, which should preferably be soft, will have an effect on tile cleanliness. Usually, linseed oil or black soap based products, which are sources of floor soiling, should not be used.

Product to use: Cleaning product suitable for unglazed tiles (available from Winckelmans).

Do not use: Black soap and linseed oil based products (they soil the tile) and HF hydrofluoric acid based products (they damage the tiles).

Recommended maintenance products

Important

The information below is intended as a recommendation only, and the choice of product to be used should always be confirmed by a professional installer. Winckelmans cannot be held responsible for problems caused by a choice of product that is not adapted to the specificities of a project or caused by the use of products that do not comply with the manufacturer's instructions.

1. CLEANING THE GROUT



AFTER INSTALLATION (CEMENT GROUT)

FILA DETERDEK PRO
dilution ratio: 1:5
consumption: 40 M2/1L



AFTER INSTALLATION (ÉPOXY GROUT)

FILA CR10
undiluted
consumption: 10 M2/1L

2. SEALING

Once the surface is dry



ENVIRONMENTALLY-FRIENDLY STAIN PROTECTION

FILA MP90 ECO XTREME
undiluted
consumption: 30-50 M2/1L
1 coat

IMPORTANT NOTE:

Before the product is completely dry (about 10-15minutes), remove any residue by dabbing with a clean cloth

Please do not walk on the surface for 2 hours after applying the sealer.

3. CLEANING



DAILY CLEANING

FILA CLEANER PRO
dilution ratio: 1:200
consumption: 1500 M2/1L



SPECIAL CLEANING

FILA CLEANER PRO
dilution ratio: 1:30
consumption: 50 M2/1L

STAIN PROTECTION RENEWAL (TO BE PERFORMED EVERY 5 YEARS)



CLEANING AND REMOVAL OF THE EXISTING PROTECTION

FILA PS87 PRO
dilution ratio: 1:5
consumption: 30 M2/1L



ENVIRONMENTALLY FRIENDLY STAIN PROTECTION

FILA MP90 ECO XTREME
undiluted
consumption: 30-50 M2/1L
1 coat

IMPORTANT NOTE:

Before the product is completely dry (about 10-15minutes), remove any residue by dabbing with a clean cloth

Please do not walk on the surface for 2 hours after applying the sealer.



TECHNICAL DATA



| | |
|-----------|---|
| Standards | Requirements as per the EN ISO 14411 standard: - Annex G, dry pressed ceramic tiles of low water absorption from group B1a (Eb ≤ 0.5%) - Annex H, dry pressed ceramic tiles of low water absorption from group B1b (0.5 < Eb ≤ 3%) Tests carried out in compliance with the EN ISO 10545 standard section 1-16 |
|-----------|---|

| | | | | | |
|---|--|--|--|--|-------------|
| Sizing | Length and width | Acceptable difference between the average dimension of each tile and the manufacturing size | N < 7 cm (2 3/4") | ± 0.5mm (1/64") | ISO 10545-2 |
| | | | 7 cm (2 3/4") ≤ N < 15 cm (6") | ± 0.9mm (1/32") | |
| | | | N ≥ 15 cm (6") | ± 0.6% with a maximum of ± 2.0mm (5/64") | |
| | Thickness | Acceptable difference between the average thickness of each tile and the production thickness | N < 7 cm (2 3/4") | ± 0.5mm (1/64") | |
| | | | 7 cm (2 3/4") ≤ N < 15 cm (6") | ± 0.5mm (1/64") | |
| | | | N ≥ 15 cm (6") | ± 0.6% with a maximum of ± 2.0mm (5/64") | |
| | Edge straightness | Maximum acceptable straightness difference compared to the manufacturing sizes | 7 cm (2 3/4") ≤ N < 15 cm (6") | ± 0.75mm (1/32") | |
| | | | N ≥ 15 cm (6") | ± 0.5% with a maximum of ± 1.5mm (1/16") | |
| | Angularity | Maximum acceptable angularity difference compared to the manufacturing sizes | 7 cm (2 3/4") ≤ N < 15 cm (6") | ± 0.75mm (1/32") | |
| | | | N ≥ 15 cm (6") | ± 0.5% with a maximum of ± 2.0mm (5/64") | |
| | Surface flatness | Central curve compared to the diagonal, calculated from the manufacturing sizes | 7 cm (2 3/4") ≤ N < 15 cm (6") | ± 0.75mm (1/32") | |
| | | | N ≥ 15 cm (6") | ± 0.5% with a maximum of ± 2.0mm (5/64") | |
| Lateral curve compared to the manufacturing sizes | | 7 cm (2 3/4") ≤ N < 15 cm (6") | ± 0.75mm (1/32") | | |
| | | N ≥ 15 cm (6") | ± 0.5% with a maximum of ± 2.0mm (5/64") | | |
| Deformation compared to the diagonal calculated using the manufacturing sizes | 7 cm (2 3/4") ≤ N < 15 cm (6") | ± 0.75mm (1/32") | | | |
| | N ≥ 15 cm (6") | ± 0.5% with a maximum of ± 2.0mm (5/64") | | | |
| Anti-slip properties | Bare feet | 12x12mm (1/2x1/2"); 20x20mm (3/4x3/4"); 50x50mm (2x2"); anti-slip 50x50mm (2x2"); R11 100x100mm (4x4"); R12 100x100mm (4x4"); R12 150x150mm (6x6"); 25mm hexagon (1"); 50mm hexagon (2"); 150mm hexagon (6"); 100mm octagon (4") + 35mm dot (1 3/8") | C | DIN 51097 | |
| | | 100x100mm (4x4"); 150x150mm (6x6"); 200x200mm (7 7/8x7 7/8"); 100mm hexagon (4"); 150mm octagon (6") + 50mm dot (2") | B | | |
| | Wearing footwear | 200x200mm (7 7/8x7 7/8"); 150mm hexagon (6") | R9 | DIN 51130 | |
| | | 12x12mm (1/2x1/2"); 20x20mm (3/4x3/4"); 50x50mm (2x2"); 50x50mm structure (2x2"); 100x100mm (4x4"); 150x150mm (6x6"); 25mm hexagon (1"); 50mm hexagon (2"); 100mm Hexagon (4"); 100mm octagon (4") + 35mm dot (1 3/8"); 150mm octagon (6") + 50mm dot (2") | R10 | | |
| | | R11 anti-slip 100x100mm (4x4") | R11 | | |
| | | R12 anti-slip 100x100mm (4x4"); R12 150x150mm (6x6") | R12 | | |
| Water drainage volume | R10 anti-slip 50x50mm (2x2") | V8 | DIN 51130 | | |
| | R10 anti-slip 100x100mm (4x4"); R12 anti-slip 100x100mm (4x4"); R12 anti-slip 150x150mm (6x6") | V6 | | | |
| Breaking strength | Bending breaking load | Thickness ≥ 7.5mm (9/64") | F ≥ 1100 N | EN ISO 10545-4 | |
| | | Thickness < 7.5mm (9/64") | F ≥ 700 N | | |
| Breaking strength | | Minimum 32 N/mm ² | | EN ISO 10545-4 | |
| Frost resistance | No alterations to the appearance visible to the naked eye after 100 freeze-thaw cycles. | | | EN ISO 10545-12 | |
| Chemical resistance | Resistance to low concentrations of acids and bases | | Class: 3 | EN ISO 10545-13 | |
| | Resistance to high concentrations of acids and bases | | Class: 3 | | |
| Stain resistance | Resistance to staining agents that leave a mark | | Class: 2 | EN ISO 10545-14 | |
| | Resistance to staining agents with chemical/oxidising actions | | Class: 2 | | |
| Volatile Organic Compounds | None | | | | |





UPEC rating presentation

Most of our tiles have a UPEC rating making it possible to identify the technical specifications and compatibility depending on different uses. This UPEC rating, which is optional and obtained through a voluntary approach, is intended to guide professionals in their flooring recommendations.

Premise and product rating

Every housing, commercial or public (such as stations, airports, hospitals) building has a UPEC rating broken down as follows:

– **U**: indicates the wear caused by walking and standing resulting in abrasion, soiling, scratching or a change in surface appearance.

The U rating varies from 2 (least resistance) to 4 (very high resistance suitable for public areas, shopping malls, station halls, etc.).

– **P**: indicates the mechanical effects due to the presence, movement and use of static or mobile furniture and the risk of more or less heavy falling items.

The P rating varies from 2 (premises in which falling items are occasional and low intensity) to 4s (highest resistance).

– **E**: indicates the tiling performance in contact with water, in particular relative to handling and maintenance activities.

The E rating varies from 1 (occasional presence of water) to 3 (frequent and/or extended presence of water).

– **C**: indicates the resistance to domestic chemical and staining agents that can have an impact on durability and can, for example, cause indelible stains.

The C rating can vary from 0 (minimum risk environment but never risk-free) to 2 (frequent contact with chemical or staining products).

The "Notice sur le Classement U.P.E.C. des locaux" document (Cahiers du CSTB n° 3782), can be viewed at the following address <https://evaluation.cstb.fr/doc/classement/upec/e-cahier-3782-v2.pdf>, and gives a summary of all the premise rating tables.

UPEC rating per product

| Format | Dimensions | Thickness | UPEC rating |
|-------------------------------------|------------------------------|---------------|---|
| Square | 12 x 12mm (1/2 x 1/2") | 3.8mm (5/32") | U4 P3 E3 C2 |
| Square | 20 x 20mm (3/4 x 3/4") | 3.8mm (5/32") | U4 P3 E3 C2 |
| Square | 35 x 35mm (1 3/8 x 1 3/8") | 9mm (23/64") | U4 P4 E3 C2 |
| Square | 50 x 50mm (2 x 2") | 5mm (13/64") | U4 P3 E3 C2 ; U4 P3 E3 C1 ⁽¹⁾ |
| Square | 50 x 50mm (2 x 2") | 9mm (23/64") | U4 P3 E3 C2 |
| Square | 100 x 100mm (4 x 4") | 9mm (23/64") | U4 P4+ E3 C2 ; U4 P4 E3 C2 ⁽²⁾ ; U4 P4+ E3 C1 ⁽³⁾ |
| Square | 100 x 100mm (4 x 4") | 11mm (7/8") | U4 P4S E3 C2 ; U4 P4+ E3 C1 ⁽⁴⁾ |
| Square | 150 x 150mm (6 x 6") | 9mm (23/64") | U4 P4+ E3 C2 ; U4 P4+ E3 C1 ⁽⁵⁾ |
| Square | 200 x 200mm (7 7/8 x 7 7/8") | 9mm (23/64") | U4 P4+ E3 C2 ; U4 P4+ E3 C1 ⁽⁴⁾ |
| Square one round edge R10 | 50 x 50mm (2 x 2") | 5mm (13/64") | U4 P3 E3 C2 ; U4 P3 E3 C1 ⁽¹⁾ |
| Square one round edge R10 | 100 x 100mm (4 x 4") | 9mm (23/64") | U4 P4+ E3 C2 ; U4 P4 E3 C1 ⁽²⁾ ; U4 P4+ E3 C1 ⁽¹⁾ |
| Square anti-slip one round edge R10 | 50 x 50mm (2 x 2") | 5mm (13/64") | U4 P3 E3 C2 ; U4 P3 E3 C1 ⁽¹⁾ |
| Square anti-slip one round edge R10 | 100 x 100mm (4 x 4") | 9mm (23/64") | U4 P4+ E3 C2 ; U4 P4 E3 C2 ⁽²⁾ ; U4 P4+ E3 C1 ⁽¹⁾ |
| Square anti-slip R10 | 50 x 50mm (2 x 2") | 5mm (13/64") | U4 P3 E3 C2 ; U4 P3 E3 C1 ⁽¹⁾ |
| Square anti-slip R10 | 100 x 100mm (4 x 4") | 9mm (23/64") | U4 P4+ E3 C2 ; U4 P4 E3 C2 ⁽²⁾ ; U4 P4+ E3 C1 ⁽³⁾ |
| Hexagon | 50mm (2") | 5mm (13/64") | U4 P3 E3 C2 ; U4 P3 E3 C1 ⁽¹⁾ |
| Hexagon | 100mm | 9mm (23/64") | U4 P4+ E3 C2 |
| Hexagon | 150mm (6") | 9mm (23/64") | U4 P4+ E3 C2 ; U4 P4+ E3 C1 ⁽⁶⁾ |
| Octagon | 100mm (4") | 9mm (23/64") | U4 P4+ E3 C2 ; U4 P4+ E3 C1 ⁽⁷⁾ |
| Octagon | 150mm (6") | 9mm (23/64") | U4 P4+ E3 C2 ; U4 P4+ E3 C1 ⁽⁸⁾ |
| Rectangle | 50 x 23.5mm (2 x 1") | 5mm (13/64") | U4 P3 E3 C2 ; U4 P3 E3 C1 ⁽¹⁰⁾ |
| Rectangle | 100 x 200mm | 9mm (23/64") | U4 P4 E3 C2 |
| Step tread | 50 x 50mm (2 x 2") | 5mm (13/64") | U4 P3 E3 C2 ; U4 P3 E3 C1 ⁽¹⁾ |
| Step tread | 100 x 100mm (4 x 4") | 9mm (23/64") | U4 P4+ E3 C2 ; U4 P4 E3 C2 ⁽⁹⁾ ; U4 P4+ E3 C1 ⁽¹⁾ |

(1) Colours: BAU ; PYR

(2) Colours: 503; 504; 506; 507; 510

(3) Colours: BAU; ONT; PYR

(4) Colour: VEU

(5) Colours: ONT; VEU

(6) Colours: BAU; ONT; VEU; PYR

(7) Colour: ONT

(8) Colours: ONT; PYR

(9) Colours: 503; 506; 507; 510

(10) Colours: BAU; RSV

As UPEC certification is a voluntary and optional procedure, the table above only features our UPEC certified formats. The detail of our UPEC ratings is available online at <https://webapp.cstb.fr/upec-ceramique/>





Your Winckelmans dealer

SIÈGE ET MANUFACTURE

584 avenue de Dunkerque BP 10147
59461 Lomme Cedex - France

WINCKELMANS PARIS

14 Rue Bremonnier
75017 Paris - France

WINCKELMANS LILLE

31 Rue Esquermoise
59800 Lille - France

www.winckelmans.com

commercial@winckelmans.com +33 (0)3 20 92 16 54



Winckelmans is a registered trademark of Ets Winckelmans.